


















List of Anatomical Models in Lab 21





Below is a table of all models available in the Anatomical Model & Chart Lab arranged by block.



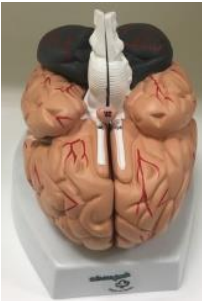

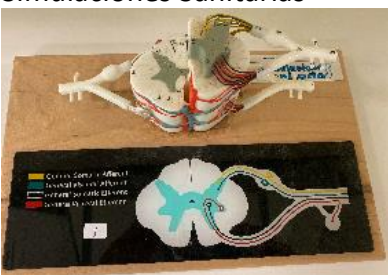
Block	Model name	Model/ code	Model picture/Manufacturer
Year 1 Blocks			
Musculoskeletal Block (MSK 115)	Muscles of the upper limb and shoulder	MB-30	Simulaciones Sanitarias 
	Muscular leg with pelvis	MB-50 0401448P	Simulaciones Sanitarias 


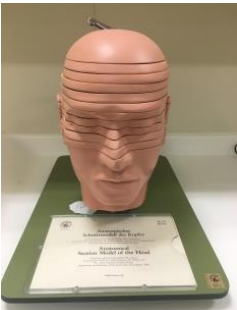


	Full body model		
	Hand model with ligaments		 <p>SOMSO</p>
	Elbow joint with ligaments		 <p>Simuplast</p>
	Elbow joint		 <p>Simuplast</p>





	Shoulder joint with ligaments		<p>Simuplast</p> 
	Shoulder joint		<p>Simuplast</p> 
	Hip joint with ligaments		<p>Simuplast</p> 
	Hip joint		<p>Simuplast</p> 
	Knee joint with ligaments		<p>Simuplast</p> 





	Knee joint		<p>Simuplast</p> 
	Skeletons		
Respiratory Block (RES 112) & ENT	The ear	OR-25 0401005	<p>Simuplast</p> 
	Median section through oral and nasal cavity with larynx & movable epiglottis	FS 4	<p>SOMSO</p> 
	Functional model of larynx	GS-10	 <p>SOMSO</p>
	Larynx, natural size	LR-02	<p>Simulaciones Sanitarias</p> 

	Tracheobronchial system	HS 8/2	SOMSO 
	Lobule of the lung with additional pulmonary alveolus	HS 23 HS23/1	SOMSO 
Cardiovascular Block (CAR-113)	Heart, natural size	CO-06	Simulaciones Sanitarias 
Renal Block (REN-114)	Male urinary system	4B-26	Simulaciones Sanitarias 




	Kidney	MR-12	Simulaciones Sanitarias 
Neuropsychiatry Block (NEUR-222)	Skull	CR-20	Simuplast 
	The human brain	CE-16 0401272	Simulaciones Sanitarias 
	Human head & brain	CH-82	Simulaciones Sanitarias 
	Transverse section of spinal cord	Not clear	Simulaciones Sanitarias 

	Lumbar spinal column	VE-94	Simulaciones Sanitarias
	The eye	LO-10	Simuplast 
	Anatomical section model of the head	BS 5/5 BS 5/6	SOMSO 
	Model of a synapse	BS 35/3	SOMSO 
Gastrointestinal & Nutrition Block (GNT-223)	Digestive system	Not clear	Simulaciones Sanitarias 

	The liver	HT-25 0401010	Simuplast 
	Structure & layers of the stomach	JS 6	SOMSO 
	Appendix model	JS 7	SOMSO 
	Pancreas, spleen & part of duodenum	JS 11	SOMSO 

	The stomach	ST-17	<p>Simulaciones Sanitarias</p> 
<p style="writing-mode: vertical-rl; transform: rotate(180deg);">Reproduction Block (REPR-224)</p>	Female genital organ	GF-13	<p>Simulaciones Sanitarias</p> 
	Male genital organs	GM-11	<p>Simulaciones Sanitarias</p> 
	The process of fertilization	MS 4/1	<p>SOMSO</p> 
	Mammary gland	MS 7	<p>SOMSO</p>

	Female pelvis, sagittal section	PF-16	Simuplast 
	Male pelvis, sagittal section	PM-10	Simulaciones Sanitarias
	Male pelvis and genital organs	PM-12	Simuplast 
	Model male sexual organs	MS 3/2	SOMSO 
	Obstetric phantom	MS 21	SOMSO 

General	Torso from head to mid-thigh with removable parts	50-TB	<p>Simulaciones Sanitarias</p> 
	Model of the lymphatic system in the human body	HS 19/1	<p>SOMSO</p> 
	Section of skin	KS 1 KS 2 KS 3	<p>SOMSO</p> 

-End of List-