

Annual Scientific Research Report of ORL **Department Staff for the Academic Year 2023** **(Jan 2023-Dec 2023)**

We are pleased to announce the release of the 2023 faculty publication report for ORL Department. Statistics in this report is based on all publications fulfilling the following criteria:

1. Published in ISI journals (web of science)
2. Indexed in 2023 according to ISI web of science (core collection) including Science Citation Index Expanded (SCIE) and Emerging Sources Citation Index (ESCI) publications (early access records have been included).
3. Articles published in non ISI indexed journals have not been included regardless of whether the journal is indexed in pubmed or not. Although most pubmed and medline journals are ISI indexed not all are.
4. Citation metrics were obtained from Google Scholar database.

The following are useful links to know more about ISI and the above topics:

• To go to ISI web of science (Clarivate Analytics), please visit the university database link: <https://access.library.ksu.edu.sa> using your university username and password and click on English Databases then chose web of knowledge. Through there you could check on your ISI publications and get impact factors of journals.

Annual Scientific Research Report for ORL Department Staff for the Academic year 2023

1- SCIE Published Articles 2023 (Rank according to Number of publications)

Rank	Name	# of publications
1	Dr. Saad Alsaleh	15
2	Prof. Abdulrahman Hagr	11
3	Dr. Ahmad Alroqi	9
	Dr. Abdulaziz Alrasheed	9
4	Dr. Fida Almuhawwas	8
5	Dr. Saud Alromaih	7
6	Prof. Ahmed Alammar	5
	Prof. Farid Alzhrani	5
	Prof. Tamer Mesallam	5
	Dr. Salman Alhabib	5
	Dr. Abdullah Aljasser*	5
5	Dr. Manal Bukhari	4
	Dr. Badi Aldosari	4
	Dr. Abdulmajeed Zakzouk	4
	Dr. Latifah Almakoshi	4
6	Prof. Ahmed Alarfaj	3
	Prof. Abdulrahman Alsanosi	3
	Dr. Naif Fnais	3
	Dr. Mohammad Aloulah	3
	Dr. Mohammad Almohizea*	3
7	Prof. Surayie aldousary	2
	Prof. Sameer Bafaqeeh	2
	Dr. Saleh Aldhahri	2
	Dr. Ahmed Al-Sayed	2
	Dr. Amani Obeid*	2
8	Prof. Fatma Alanazy	1
	Prof. Khalid Alqahtani	1
	Prof. Khalid Almalki	1
	Prof. Sami Alharethy	1
	Prof. Mohamed Farahat	1
	Dr. Mohammed Alessa	1
	Dr. Mohammed Jomah	1

*Consultant/non-faculty staff

2- **ESCI Published Articles 2023 (Rank according to Number of publications)**

Rank	Name	# of publications
1	Dr. Saud Alromaih	6
2	Dr. Ahmad Alroqi	4
	Prof. Khalid Alqahtani	4
3	Dr. Saad Alsaleh	3
4	Prof. Abdulrahman Hagr	2
	Prof. Khalid Almalki	2
	Dr. Mohammed Alessa	2
5	Prof. Ahmed Alammar	1
	Prof. Ahmed Alarfaj	1
	Prof. Farid Alzhrani	1
	Prof. Sami Alharethy	1
	Prof. Surayie aldousary	1
	Prof. Tamer Mesallam	1
	Dr. Abdulaziz Alrasheed	1
	Dr. Latifah Almakoshi	1
	Dr. Saleh Aldhahri	1
	Dr. Mohammad Aloulah	1

Total ISI Published Articles (excluding shared publications): 81

Total Staff with publications (excluding non-faculty staff): 28

Total Staff who doesn't have published research: 6

3- SCIE 2023 (Rank according to Cumulative IF) – Faculty Staff

Rank	Name	Cumulative IF
1	Dr. Saad Alsaleh	40.70
2	Dr. Abdulaziz Alrasheed	24.60
	Dr. Ahmad Alroqi	24.60
3	Prof. Abdulrahman Hagr	24.40
4	Dr. Fida Almuhawwas	24.10
5	Prof. Farid Alzhrani	14.30
6	Dr. Saud Alromaih	12.20
7	Dr. Salman Alhabib	11.90
8	Prof. Tamer Mesallam	10.60
9	Prof. Ahmed Alammar	10.30
	Dr. Abdullah Aljasser*	10.30
10	Prof. Abdulrahman Alsanosi	9.50
11	Dr. Manal Bukhari	9.10
12	Dr. Abdulmajeed Zakzouk	9.00
	Dr. Latifah Almakoshi	9.00
13	Dr. Badi Aldosari	8.90
14	Dr. Mohammad Almohizea*	7.80
15	Prof. Ahmed Alarfaj	5.90
16	Prof. Sameer Bafaqeeh	5.60
17	Dr. Saleh Aldhahri	4.60
18	Dr. Mohammad Aloulah	4.50
19	Dr. Naif Fnais	4.20
20	Dr. Amani Obeid*	3.70
21	Prof. Surayie aldousary	3.20
22	Prof. Khalid Almalki	2.80
23	Prof. Mohamed Farahat	2.60
24	Dr. Mohammed Jomah	2.30
25	Dr. Mohammed Alessa	2.00
26	Prof. Fatma Alanazy	1.60
27	Dr. Ahmed Al-Sayed	1.50

*Consultant/non-faculty staff

Total Cumulative IF (Excluding shared publications):

141

4- Citation counts as of 2023 (Rank according to the total cites/staff as of 2023) Obtained from Google Scholar database

Rank	Name	Cumulative citation counts
1	Aldhahri, Saleh	30870
2	Alsaleh, Saad	3069
3	Aloulah, Mohammed	2726
4	Mesallam, Tamer	1566
5	Farahat, Mohamed	1350
6	Malki, Khalid H.	1321
7	Hagr, Abdulrahman	958
8	Naif fnais	903
9	Sameer Bafaqeeh	775
10	Al-Qahtani, Khalid Hussain	645
11	Al-Dousary, Surayie	636
12	Al-Mazrou, Khalid	633
13	Alsamosi, Abdulrahman	606
14	Alharethy, Sami	576
15	Bukhari, Manal	536
16	Al-Momani, Murad O	523
17	Al Anazy, Fatma	482
18	Alammar, Ahmed	451
19	Alzhrani, Farid	413
20	Alhabib, Salman F.	346
21	Almuhawas, Fida	251
22	Ahmed AlSayed	218
23	Al arfaj Ahmed	207
24	Obeid, Amani A.*	198
25	Alromaih, Saud	195
26	Faisal Alzahrani	133
27	Aldousari badi	113
28	Alroqi, Ahmad	106
29	Alrasheed, Abdulaziz	97
30	Alessa, Mohammed	95
31	Aljasser, Abdullah*	92
32	ZAKZOUK, Abdulmajeed	54
33	Mohammed Jomah	49
34	Al Ballaa, Abdulaziz	42
35	Almohizea, Moahmmed I.*	41
36	Bin-Manie, Manal	39
37	Mariam Alamro *	24
38	Nezar hamed	10
39	Latifah Almaqoshi	8

*Consultant/non-faculty staff

Total Citation counts:

51,357

5- **H Index as of 2023 (Rank according to h Index/staff as of 2023)** Obtained from Google Scholar database

Rank	Name	h-index
1	Mesallam, Tamer	22
2	Farahat, Mohamed	21
3	Malki, Khalid H.	20
4	Hagr, Abdulrahman	18
5	Al-Mazrou, Khalid	16
	Sameer Bafaqeeh	16
6	Al-Qahtani, Khalid Hussain	15
	Al-Momani, Murad O	15
	Al-Dousary, Surayie	15
7	Alharethy, Sami	14
8	Alammar, Ahmed	13
	Alsanosi, Abdulrahman	13
	Aldahri, Saleh	13
9	Al Anazy, Fatma	12
	Alzhrani, Farid	12
	Alsaleh, Saad	12
10	Bukhari, Manal	11
11	Almuhawas, Fida	10
	Ahmed AlSayed	10
12	Alromaih, Saud	9
13	Al arfaj Ahmed	8
14	Alhabib, Salman F.	7
	Aloulah, Mohammed	7
	Naif Fnais	7
15	Alessa, Mohammed	6
	Alroqi, Ahmad	6
	Aldousari badi	6
	Faisal Alzahrani	6
16	Aljasser, Abdullah*	5
	Obeid, Amani A.*	5
17	ZAKZOUK, Abdulmajeed	4
	Mohammed Jomah	4
	Almohizea, Moahmmed I.*	4
18	Al Ballaa, Abdulaziz	3
	Bin-Manie, Manal	3
	Alrasheed, Abdulaziz	3
19	Latifah Almaqoshi	2
	Mariam Alamro *	2
	Nezar Hamed	2

*Consultant/non-faculty staff

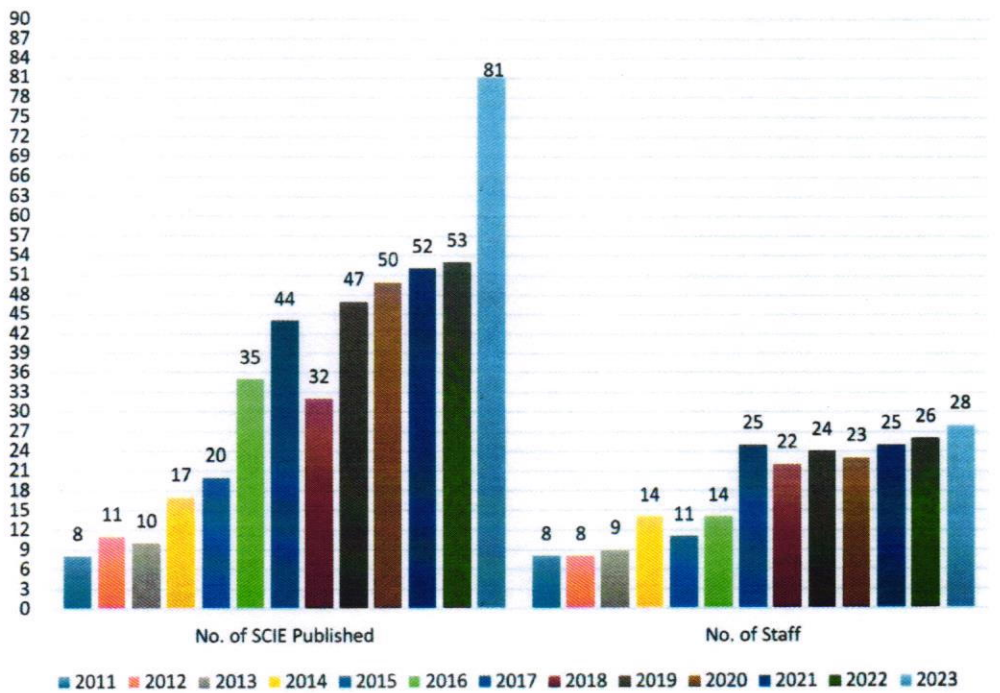
Total H-index:

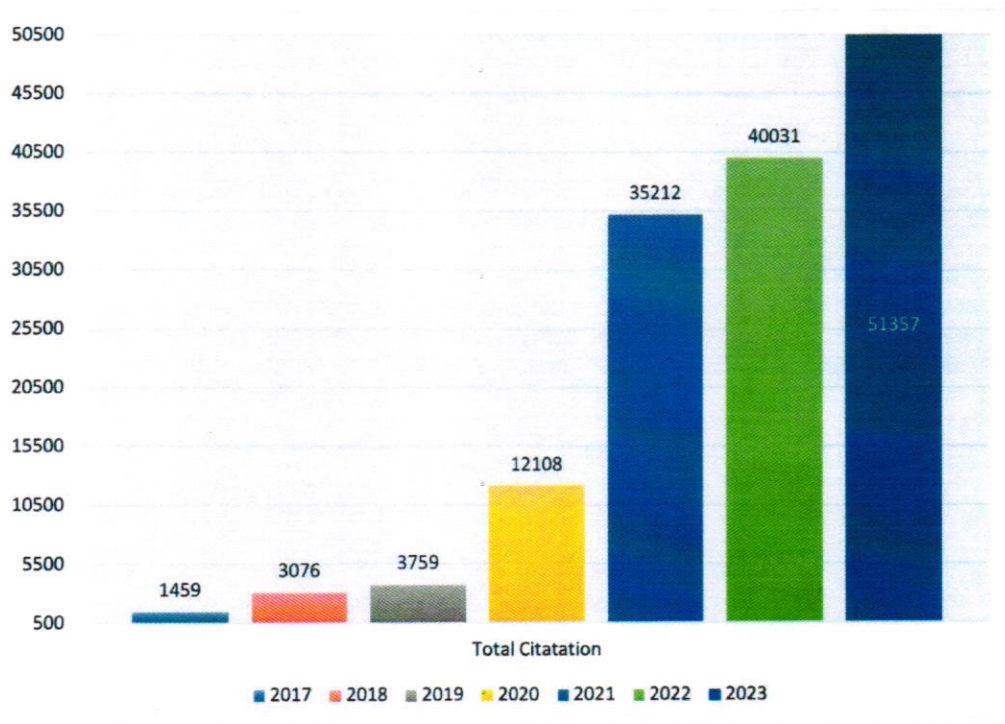
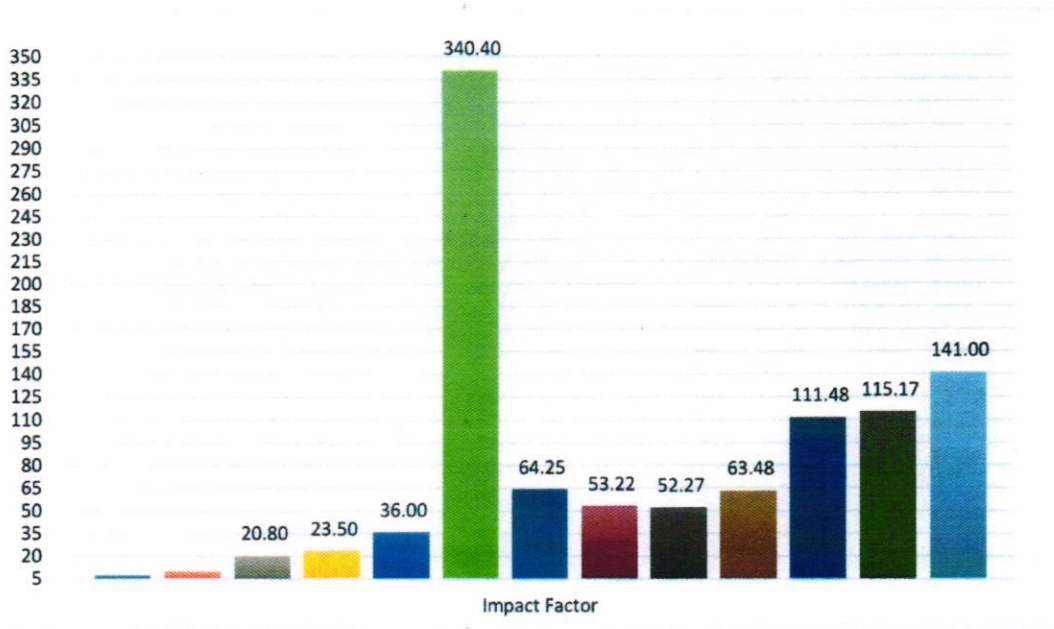
377

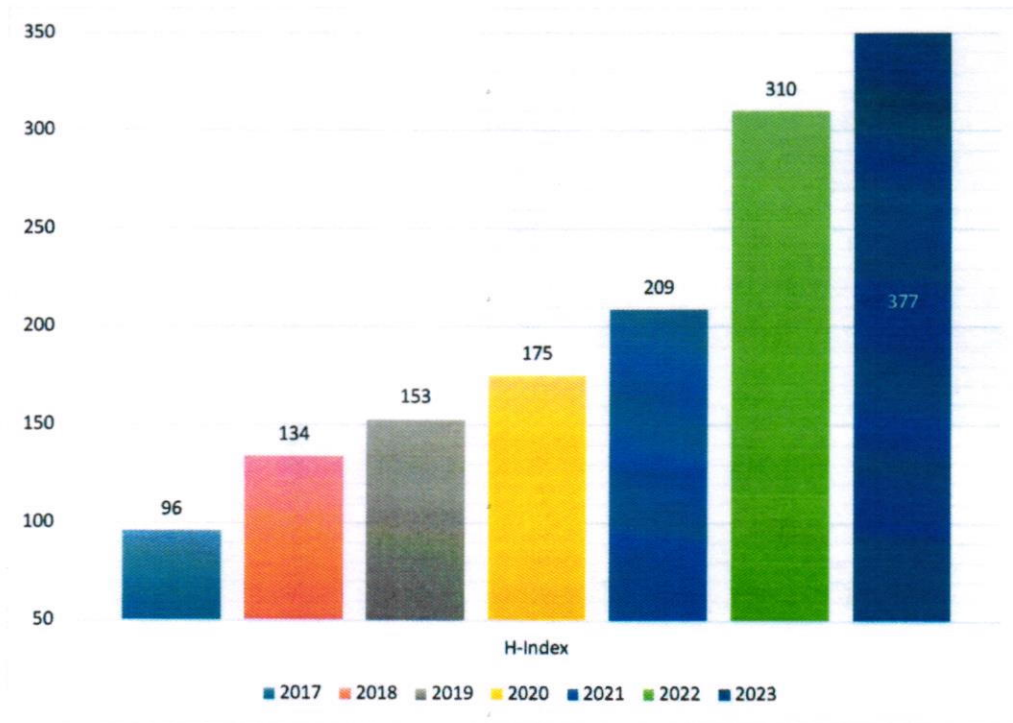
6- Research outcomes of subspecialty fellowship programs in 2023 (Rank according to average number of ISI publication/fellow)

Rank	Subspecialty	# Fellows	# Publications	Average
1	Otology/ Neurotology & Lateral Skull Base Surgery	4	6	1.50
	Laryngology & Phono Surgery	2	3	1.50
2	Rhinology & Skull Base Surgery	3	3	1.00
3	Facial Plastic Surgery	3	2	0.67
4	Paediatric Otolaryngology & Airway Surgery	2	1	0.50
5	Head & Neck Oncology Micro Vascular Reconstructive Surgery	4	0	0.00
Total	6	16	15	0.94

7- Trend of research outcome from 2011-2023 (only ISI published articles)







8- Research Key Performance Indicators (KPIs)

Faculty staff: 34

Non-Faculty: 4

Total: 38

1. Average # of publications/staff= $81/34 = 2.38$ (Compared to 1.76 in 2022)
2. Percentage of Q1, and Q2 publications= $29/81 = 36\%$
3. Percentage of staff involved in research= $28/34 = 82\%$ (Compared to 87% in 2022)
4. Percentage of staff without publications $6/34 = 18\%$ (compared to 13% in 2022)

9- Interpretations

Compared to 2022 report,

- There is increase in the number of the ISI publication only by 28 articles,
- There is a continuity in maintain the quality of research outcomes of the department reflected by the high cumulative impact factor of publications reaching 141 compared to 115.17 in 2022.
- More than 1/3 of the research outcomes are published in Q1, and Q2 journals.
- Decrease in the percentage of staff involved in ISI publication by 5% compared to 2022
- Increase in the citation count of the department by 11326 citations from 35212 in 2022 to 51457 in 2023
- Improved average citation index (h-index) per staff by 0.78 from 10.3 in 2022 to 11.08 in 2023
- Increase in the average publications/fellow from 0.63 in 2022 to 0.94 in 2023.

9- Recommendations

- Continue working on enhancing the research skills of the staff as well as the fellows according to the research strategic objectives of the department.
- Encouraging staff to utilize research-enhancing opportunities provided by the College of Medicine and the university

Total Number of Q1 and Q2 (excluding shared publications):

Indexing	Q1	Q2
Science Citation Index Expanded (SCIE)	6	23
Emerging Sources Citation Index (ESCI)	0	2